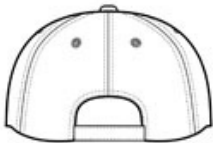




- **Fabric** 80/20 poly/cotton
- **Structure** Structured
- **Profile** Mid
- **Profile** Fade-resistant and moisture-wicking
- **Closure** Hook and loop



front



back

HOW TO MEASURE

HATS


Measure the circumference around the head, above the eyebrow and at the widest part of the head. Divide number by 3.14 for hat size.

SIZE CHART


	OSFA
Hat Size	6 5/8- 8
Head Size	20 7/8- 25 1/8

COLOR INFORMATION


Please note: PMS code information is shown only when an exact match is available.




Black  
PMS BLACK C




Brilliant Blue  
PMS 7690C




Dark Green  
PMS 3308C




Navy  
PMS 433C




Red  
PMS 199C



Royal  
PMS 7687C



Steel Grey  
PMS Cool Grey 11C



White