



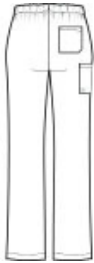
- 65/35 poly/cotton
- Mechanical stretch
- Full draw string and elastic waistband
- Flat front full draw string and half-back elastic waistband
- Front slash pockets
- Right side cargo pocket
- Single back pocket
- Moderate flare leg with side vents
- 31-inch inseam
- Wink heat transfer logo at cargo pocket
- Classic fit

CARE INSTRUCTIONS

Machine Wash Cold With Like Colors. Gentle Cycle. Use Only Non-Chlorine Bleach When Needed. Tumble Dry Low. Remove Promptly From Dryer. Cool Iron When Needed.

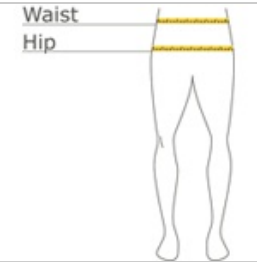


front



back

HOW TO MEASURE



WAIST
Measure around the smallest part of the natural waist.


HIPS
With feet together, measure around the fullest part of hips, keep tape horizontal.

SIZE CHART


	4XL	2XS	XS	S	M	L	XL	2XL	3XL	5XL
Size	30-32	0	2-4	6-8	10-12	14-16	18-20	22-24	26-28	34-36
Waist	47-50	22-23	24-25	26-27	28-30	31-34	35-38	39-42	43-46	51-54
Hip	59-62	32-33	33-34	34-35	36-38	39-42	43-46	47-50	53-56	63-66

COLOR INFORMATION


Please note: PMS code information is shown only when an exact match is available.




Black
PMS PROCESS
BLACK C




Ceil Blue
PMS 659C




Navy
PMS 654C




Pewter
PMS 432C




Royal
PMS 2145C



Teal Blue
PMS 320C



White



Wine
PMS 222C